



The 3 Tab

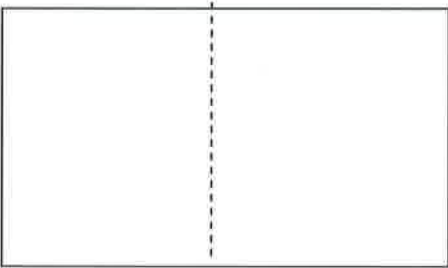
☆ For Newton's 3 Laws of Motion Foldable Booklet!



1. Fold a full sheet of paper in half and cut it so that you have 2 pieces that are $8\frac{1}{2}$ inches by $5\frac{1}{2}$ inches.



2. Make a fold in one of the pieces $3\frac{1}{2}$ inches away from one of the edges.



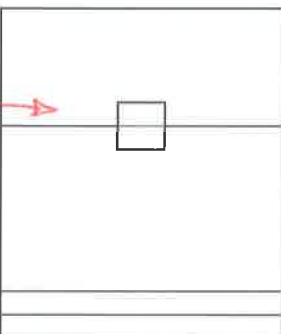
3. With the other piece, make a fold 4 inches away from one of the edges.

staple to secure pages



4. Insert the second piece inside the first so that it looks like this.

OR
tape to secure pages



5. Open the first page and place a small piece of tape where the first page meets the second.

6. Write on the exposed flaps. Each section will be for one of Newton's 3 Laws of Motion!

